



3 WAY BALL VALVE GB FLANGED



FEATURES

PN16 / PN25

DN15~300mm

Materials: WCB, S.S.304 (CF8), S.S.316 (CF8M)

Full port, fully opening or closing

Blow-out proof stem, 4 seats for rigid ball supporting

Three way structure, L or T port optional

PED97/23/EC (CE0035) approved

Investment casting approved to AD2000-WO certificate

Flanged ends: GB/T 9113.1, JB/T 79

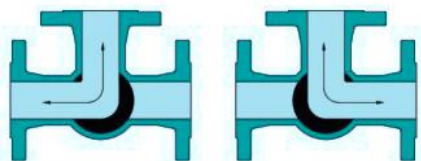
Inspection & testing: GB/T 13927

Design: GB/T 12237-1989


Applicable medium: water, oil, gas, corrosive liquids

Applicable temperature: -29°C~120°C (higher temperature is available upon request)

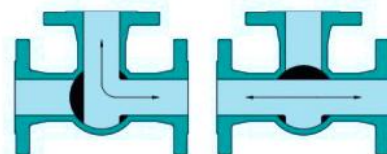
Flow Graph A



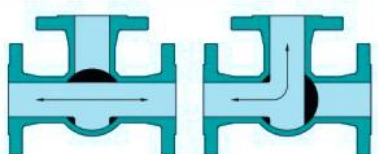
Flow Graph B



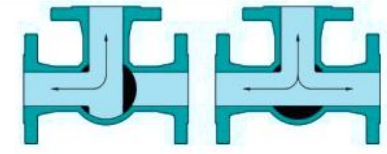
①



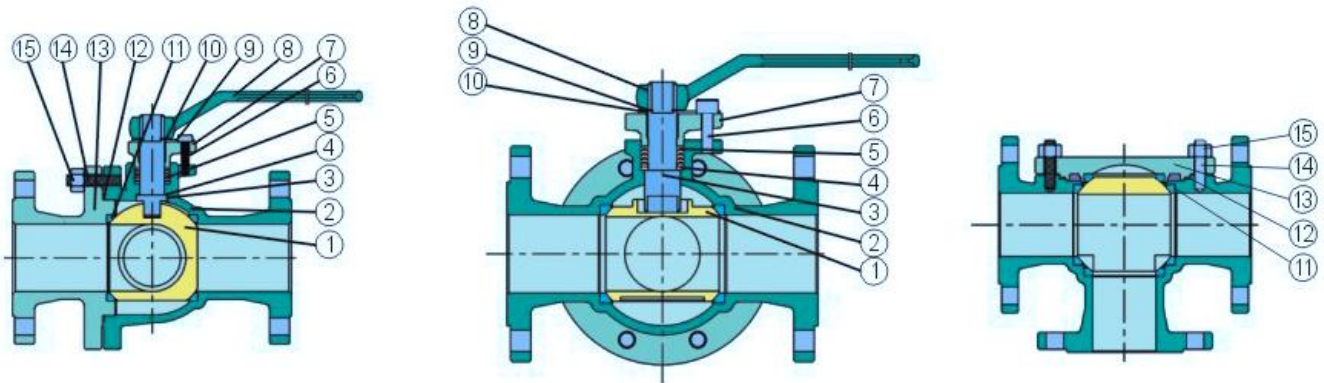
②



③

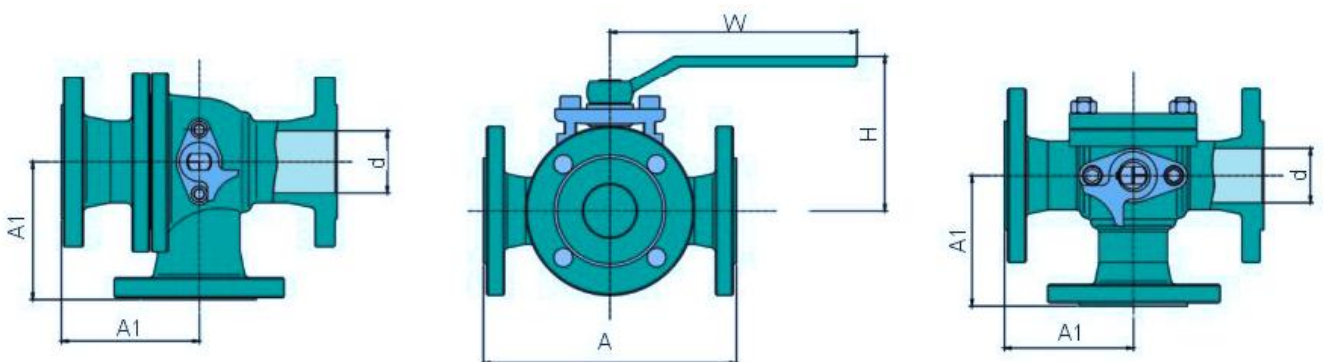


④



PARTS AND MATERIALS

No.	Part	Material
1	Ball	A351-CF8 (SUS304), A351-CF8M (SUS316)
2	Body	WCB, A351-CF8(SUS304), A351-CF8M (SUS316)
3	Stem	SUS304, SUS316
4	Thrust washer	PTFE
5	Packing	PTFE, Graphite
6	Screw	ASTM A193-B7, B8
7	Gland flange	A216-WCB, A351-CF8
8	Lever	A216-WCB
9	Limited plate	1015+Cr., Carbon steel+Cr.
10	Retainer	Carbon steel
11	Seat	PTFE, RTPFE, PEEK, PPL
12	Gasket	Stainless Steel+Graphite, SUS316+Graphite
13	Bonnet	WCB, A351-CF8(SUS304), A351-CF8M (SUS316)
14	Stud	ASTM A193-B7, B7M, B8, B8M
15	Nut	ASTM A194-2H, 2HM, 8, 8M



**MAIN CONNECTION DIMENSIONS**

Size	d	A	A1	H	W	Flanges
in	mm	mm	mm	mm	mm	GB/T 9113.1 JB/T 79 PN16 / PN25
1/2"	13	150	75	90	140	
3/4"	19	160	75	90	140	
1"	25	180	90	102	155	
1-1/4"	38	200	100	115	250	
1-1/2"	48	220	110	135	250	
2"	50	240	120	140	350	
2-1/2"	65	260	130	155	350	
3"	78	280	140	185	420	
4"	100	320	160	210	700	
5"	125	380	190	270	1000	
6"	148	440	220	305	1300	
8"	198	550	275	335	1800	
10"	248	670	345	370	2100	
12"	297	720	423	405	2400	