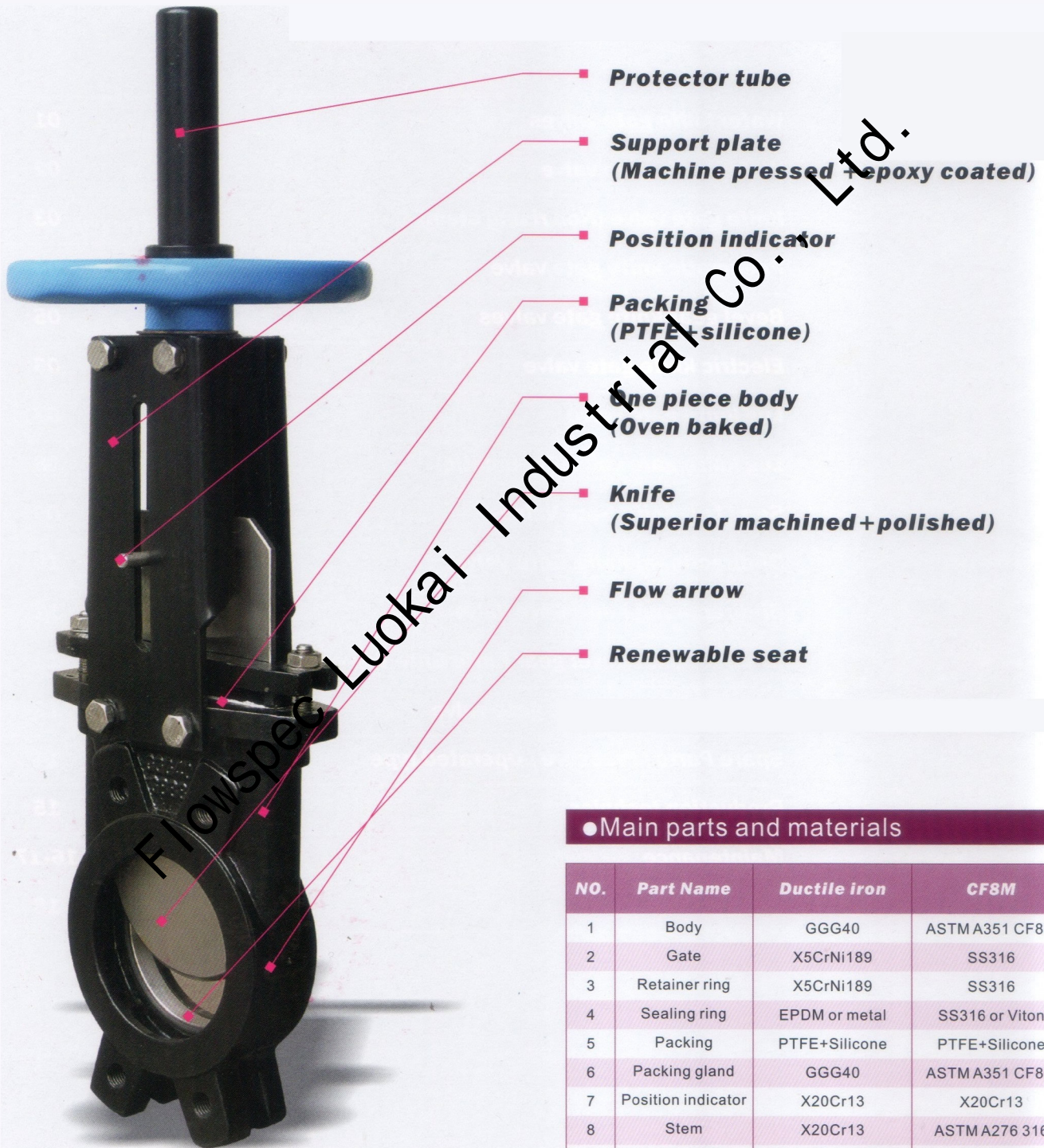


Wafer Knife Gate Valve



● Main parts and materials

NO.	Part Name	Ductile iron	CF8M
1	Body	GGG40	ASTMA351 CF8M
2	Gate	X5CrNi189	SS316
3	Retainer ring	X5CrNi189	SS316
4	Sealing ring	EPDM or metal	SS316 or Viton
5	Packing	PTFE+Silicone	PTFE+Silicone
6	Packing gland	GGG40	ASTMA351 CF8M
7	Position indicator	X20Cr13	X20Cr13
8	Stem	X20Cr13	ASTMA276 316
9	Stem nut	G-CuSn72nPb	ASTM B148 C95200
10	Support plate	St33	St33 or SS304

Wafer Knife Gate Valve Z73X-10

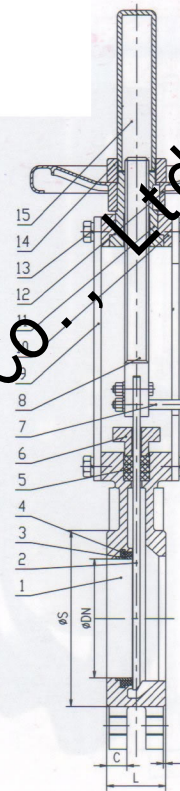
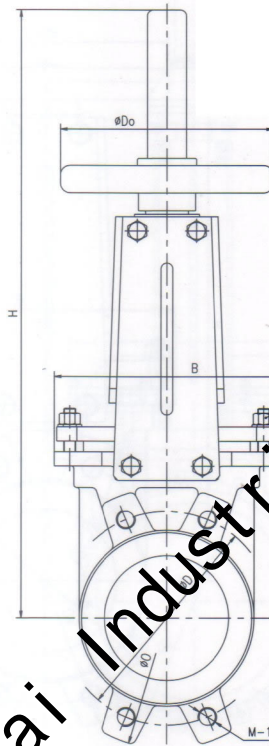

Products Range:

Pressure rate:PN10

Size:DN50-DN400

Body material: Ductile iron, stainless steel, duplex stainless steel

Operated type: Handwheel op.



●Main dimensions

DN	L	O	D	S	C	f	M-1	B	H	Do	Weight (KGS)
50	40	125	95	16	2	4-M16	136	375	180	7	
65	40	135	145	110	16	2	4-M16	151	420	180	8
80	50	200	160	127	17	2	8-M16	170	450	200	11
100	50	220	180	148	17	2	8-M16	190	512	200	12
125	50	250	210	174	17	2	8-M16	212	570	220	15
150	60	285	240	199	21	2	8-M20	230	665	250	21
200	60	340	295	250	21	2	8-M20	286	825	300	29
250	70	395	350	308	24	2	12-M20	338	1000	350	46
300	70	445	400	360	24	2	12-M20	388	1155	350	66
350	96	505	460	416	33	2	16-M20	460	1310	400	92
400	100	565	515	466	35	2	16-M24	520	1475	500	125

Wafer Knife Gate Valve Z73X-10 Non-rising Stem

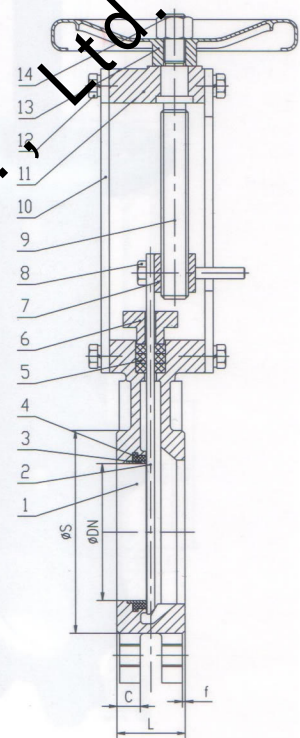
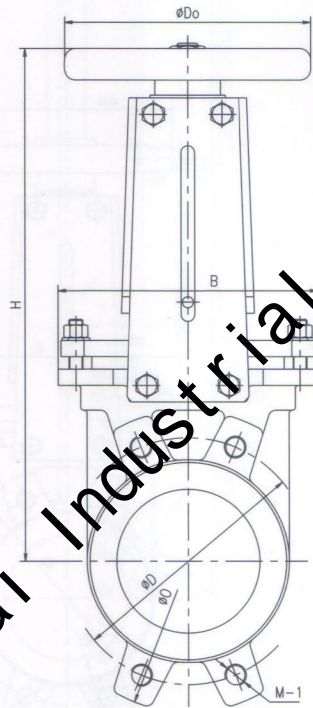
Products Range:

Pressure rate:PN10

Size:DN50-DN400

Body material: Ductile iron, stainless steel, duplex stainless steel

Operated type: Handwheel op.



● Main dimension

DN	O	D	S	C	f	M-1	B	H	Do	Weight (KGS)	
50	40	165	125	95	16	2	4-M16	136	295	180	7
60	40	185	145	110	16	2	4-M16	151	320	180	8
80	50	200	160	127	17	2	8-M16	170	340	200	10
100	50	220	180	148	17	2	8-M16	190	380	200	12
125	50	250	210	174	17	2	8-M16	212	410	220	15
150	60	285	240	199	21	2	8-M20	230	476	250	21
200	60	340	295	250	21	2	8-M20	286	580	300	30
250	70	395	350	308	24	2	12-M20	338	700	350	45
300	70	445	400	360	24	2	12-M20	388	910	350	61
350	96	505	460	416	33	2	16-M20	460	915	400	90
400	100	565	515	466	35	2	16-M24	520	1050	500	126

Wafer Knife Gate Valve Z573X-10 Bevel Gear Operated

Products Range:

Pressure rate: PN10

Size: DN450-DN1200

Body material: Ductile iron, carbon steel, stainless steel,
duplex stainless steel

Operated type: Bevel gear

Pressures/temperatures

Maximum working pressures

DN 50-250 :10bar DN 300-450 :7bar

DN 500-600 :4bar DN 700-900 :2bar


DN1000-1200 :1bar

Maximum working temperatures:

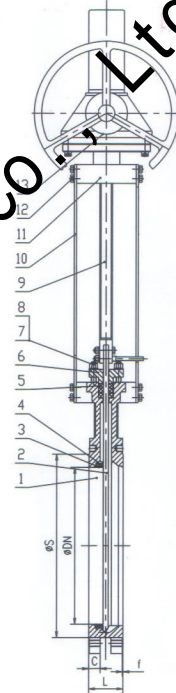
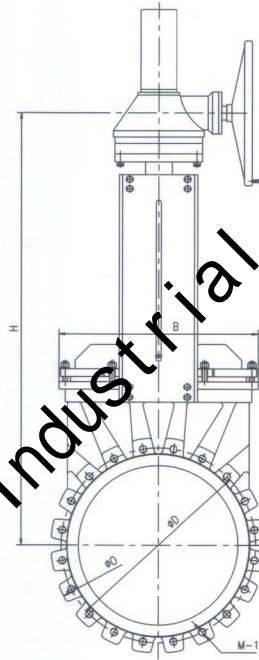
Nitril:80°C;EPDM:110°C



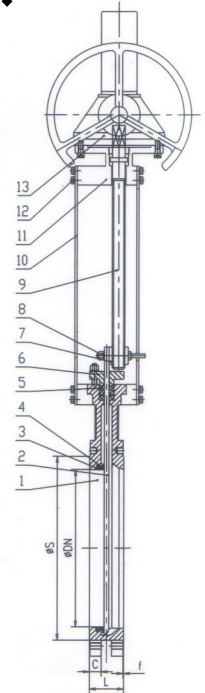
GLK573



GKN573



GLK573



GKN573

● Main dimension

DN	O	D	S	C	f	M-1	B	H	
450	106	615	565	525	36	2	20-M24	585	1170
500	110	670	620	574	37	2	20-M24	635	1280
600	110	780	725	664	37	2	20-M27	720	1485
700	110	895	840	1070	38	2	24-M27	807	1670
800	110	1015	950	955	38	2	24-M30	922	1880
900	110	1115	1050	955	38	2	28-M30	1030	2120
1000	110	1230	1160	1080	38	2	28-M33	1140	2270

≥DN1200, please inquiry

Wafer Knife Gate Valve Z673X-10

Products Range:

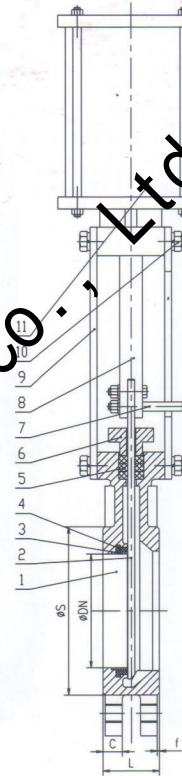
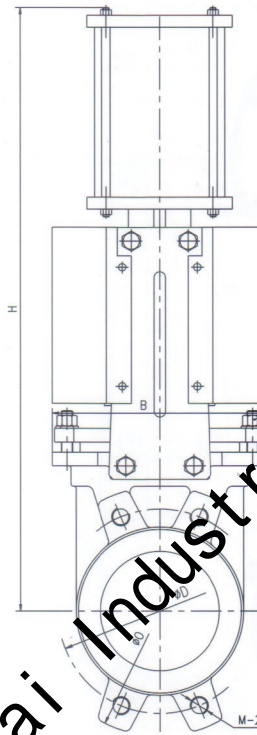

Pressure rate:PN10

Size:DN50-DN800

Body material: Ductile iron, stainless steel, duplex stainless steel

Operated type: Pneumatic actuator

Cylinder type :Double acting



●Main dimensions

DN	L	O	S	C	f	M-1	B	H	Weight (KGS)	
50	40	165	125	95	16	2	4-M16	136	430	7
65	40	175	145	110	16	2	4-M16	151	460	9
80	50	185	160	127	17	2	8-M16	170	510	12
100	50	200	180	148	17	2	8-M16	190	570	14
125	50	220	210	174	17	2	8-M16	212	660	22
150	60	240	240	199	21	2	8-M20	230	720	25
200	60	300	295	250	21	2	8-M20	286	890	38
250	70	350	350	308	24	2	12-M20	338	1120	65
300	70	400	400	360	24	2	12-M20	388	1230	77
350	96	450	460	416	33	2	16-M20	460	1370	195
400	100	500	515	466	35	2	16-M24	520	1570	240
450	106	550	565	525	36	2	20-M24	585	1720	306
500	110	600	620	584	37	2	20-M24	635	1850	365
600	110	700	725	664	37	2	20-M27	720	2150	420

≥DN700, please inquiry

Electric Knife Gate Valve Z973X-10


Products Range:

Pressure rate:PN10

Size:DN50-DN1200

Body material: Ductile iron, stainless steel, duplex stainless steel

Operated type: Electric actuator



●Main dimensions

DN	L	O	D	S	C	f	M-1	B	H
50	40	165	145	95	16	2	4-M16	136	640
65	40	185	145	110	16	2	4-M16	151	670
80	50	200	160	127	17	2	8-M16	170	695
100	50	220	180	148	17	2	8-M16	190	755
125	50	240	210	174	17	2	8-M16	212	810
150	60	265	240	199	21	2	8-M20	230	875
200	60	340	295	250	21	2	8-M20	286	1010
250	70	395	350	308	24	2	12-M20	338	1125
300	70	445	400	360	24	2	12-M20	388	1280
350	96	505	460	416	33	2	16-M20	460	1410
400	100	565	515	466	35	2	16-M24	520	1560
450	106	615	565	525	36	2	20-M24	585	1730
500	110	670	620	584	37	2	20-M24	635	1850
600	110	780	725	664	37	2	20-M27	720	2125
700	110	895	840	1070	38	2	24-M27	807	2480
800	110	1015	950	955	38	2	24-M30	922	2860
900	110	1115	1050	870	38	2	24-M30	1030	3090
1000	110	1230	1160	760	38	2	24-M27	1140	3315

≥DN1200, please inquiry

Optional spare parts

Body material

- Ductile iron
- Stainless steel
- Duplex stainless steel

Gate material

- SS304
- SS316

Seat material

- Metal
- EPDM
- Nitril
- Viton
- Silicone



Optional operated type


- Handwheel
- Handwheel non rising stem
- Double acting pneumatic actuator
- Single acting pneumatic actuator
- Gear box actuator
- Electric actuator
- Bare shaft

Optional pressure rate

- 10 bar
- 150 lbs

High Quality Knife Gate Valve

High quality gate



Sand blasting&surface coating



Cylinder



DN50-DN300

DN350-DN600

Maintenance

Replacement of packing

Take old packing out

Put 3 layers of packing in the palce

Note that each joint of the packing should be in different places



Replacement of valve seat

A. Unscrewed packing gland and remove the gate



B. Remove retainer ring

