

CZ73X-10 Through Conduit Knife Gate Valve

Model: CZ73X -10
Working Pressure: DN50-DN100 16bar
 DN125-DN200 10bar
 DN250-DN400 7bar
 DN450-DN550 5bar
 DN600-DN700 3bar
 DN800-DN900 2bar
 DN1000-DN1400 1bar
Type: Wafer, Lug, Flange
Design Standard: MSS SP-81
Flange Standard: DIN PN10,PN16,150LB,ANSI10K,TABLE E/D
Face to Face: MSS SP-81
Testing Standard: API-598
Operation: handwheel, electric, pneumatic, hydraulic, gear box

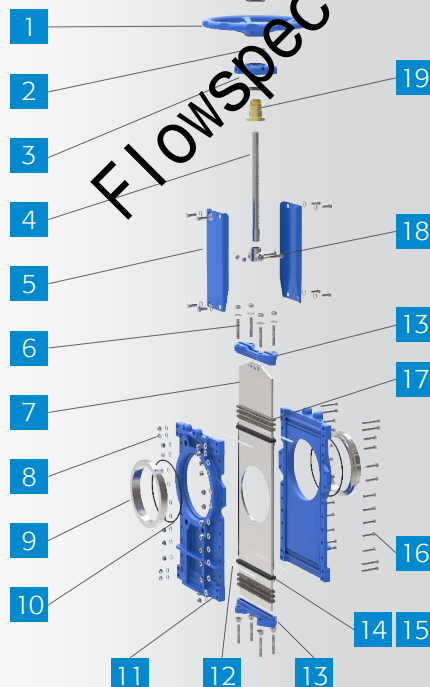
Main material: WCB,F55,F53,2205,SS310,CF3M, CF3, CF8M, CF8
Knife material: F55, F53,2205, SS310, SS316L,SS316, SS304
Sealing material: EPDM,NBR,FKM,Metal
Packing: high-water-based rubber packing graphite wheel
Applicable medium: Applicable for coal in power plant, sewage treatment, food, Pulp&paper making, medicine, petroleum and chemical industry, water, oil, steam, connecting or cutting grout, gold powder, ores, slag, coal, pulp, wood pulp, tailings, fibers, dust, chemicals, sewage treatment, sedimentation tanks, asphalt, bunker discharge, cereals, slaughter plant waste. etc.

Features:

- # Bi-directional sealing
- # 2PC body design
- # Full port design
- # Fully open and fully closed without retention
- # 2PC strong yoke design
- # Mixed with a variety of materials packing

Product Description:

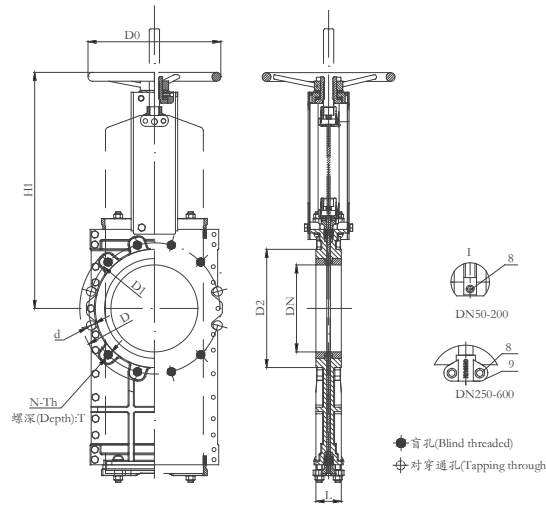
CZ73X through conduit knife gate valve is one type of bi-directional seal knife gate valve with no groove. cast iron body with the over all structure knife gate valve, including valve' body, gate, and U-shaped flexible seal at the bottom of the body with grooves. When the valve is closed, the gate bottom edge contacts with the seal and then compresses the seal into the groove in the body, achieving in the valve sealing; when the gate is open, the gate separates from the bottom edge of the seal, seal will bounce to same level as groove, which will prevent the media sediment accumulated in the body cavity of the groove, no clogging, no residue, pipe easy to clean, so as to effectively improve the sealing effect knife gate valve to prevent leakage when the valve is closed.



Code	Name	Material	QTY
1*	Hand wheel	Malleable Steel	1
2	Bearing	ZChSnSb10-6	2
3	Handle Bracket	GGG40	1
4	Stem	Q235/SS304/SS316	1
5	Yoke	Q235	2
6	Bolt & Nut	SS201/SS304	N
7	Disc	F55.F53.2205.SS304.SS316	1
8	Nut	SS201/SS304	N
9	Seat Gland	SS201/SS304/SS316	2
10	Seat	EPDM/NBR/FKM	2
11	Body	F55.F53.CF3M.CF8M.CF8.WCB.GGG40	2
12	Scraper	PTFE	4
13	Packing Gland	SS201/SS304	2
14	Packing	EPDM/NBR/PTFE	2
15	Body Sealing	EPDM/NBR/FKM	2
16	Bolt	SS201/SS304	N
17	Packing	EPDM/NBR/FKM	3-5
18	Chuck	SS201/SS304/SS316	1
19	Stem Nut	Brass	1

*electric, pneumatic, hydraulic, sprocket, electro-hydraulic, gear **available**

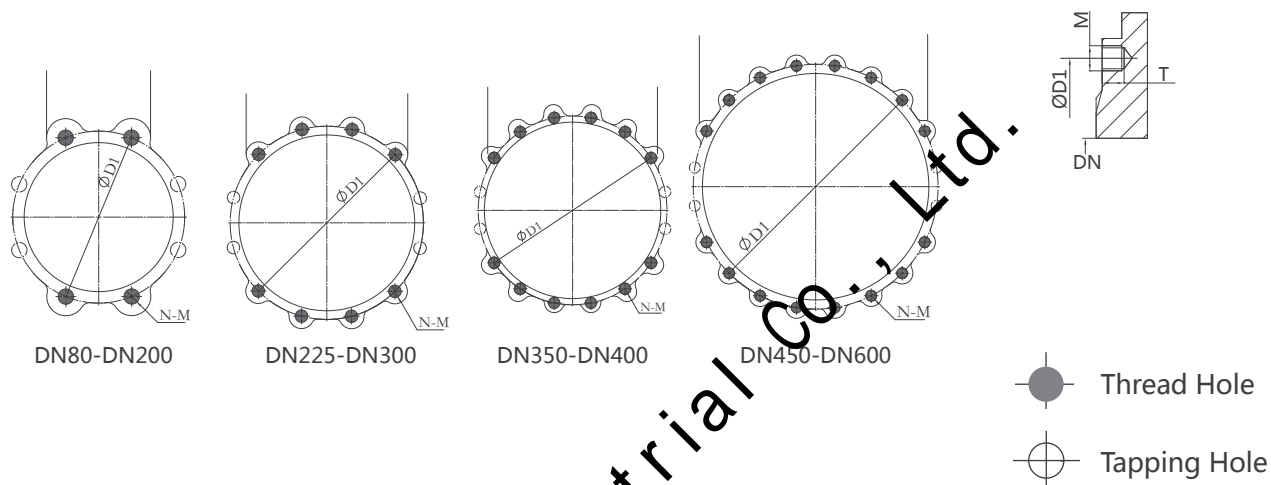
Dimension



unit:mm

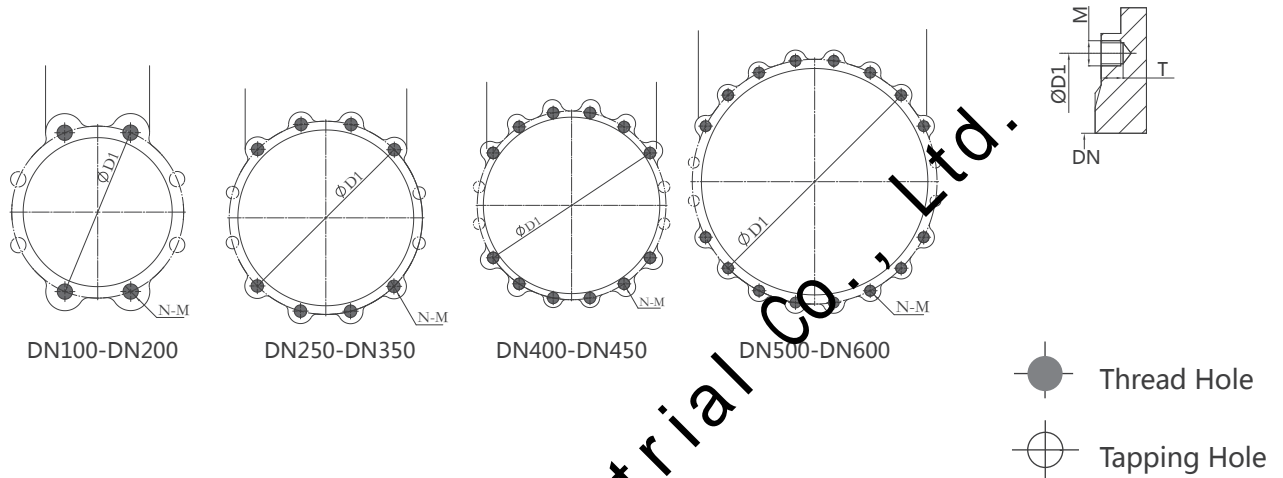
DN	DIN2632 PN10									ANSI 150LB								
	L	D	D1	D2	D0	N-Th	d	H1	DN	L	D	D1	D2	D0	N-Th	d	H1	
50	48	165	125	99	180	4-M16	Ø18	260	50	48	152	121	92	180	4-5/8"	Ø19	260	
65	48	185	145	118	200	4-M16	Ø18	252	65	2-1/2"	48	178	140	105	200	4-5/8"	Ø19	292
80	51	200	160	132	200	8-M16	Ø18	320	80	3"	51	191	153	127	200	4-5/8"	Ø19	320
100	51	220	180	156	240	8-M16	Ø18	358	100	4"	51	229	191	157	240	8-5/8"	Ø19	358
125	57	250	210	184	260	8-M16	Ø18	395	125	5"	57	254	216	186	260	8-3/4"	Ø22	395
150	57	285	240	211	280	8-M20	Ø23	450	150	6"	57	279	242	216	280	8-3/4"	Ø22	450
200	70	340	295	266	300	8-M20	Ø23	532	200	8"	70	343	299	270	300	8-3/4"	Ø22	532
250	70	395	350	319	320	12-M20	Ø23	670	250	10"	70	406	362	324	320	12-7/8"	Ø25	670
300	76	445	400	370	350	12-M20	Ø23	758	300	12"	76	483	432	381	350	12-7/8"	Ø25	758
350	76	505	460	429	400	16-M20	Ø23	857	350	14"	76	533	476	413	400	12-1"	Ø29	857
400	89	565	515	480	450	16-M24	Ø27	946	400	16"	89	597	540	470	450	16-1"	Ø29	946
450	89	615	565	530	500	20-M24	Ø27	1023	450	18"	89	635	578	533	500	16-1 1/8"	Ø32	1023
500	114	670	620	582	500	20-M24	Ø27	Gear	500	20"	114	699	635	584	500	20-1 1/8"	Ø32	Gear
550	114	725	680	638	-	20-M27	Ø30	Gear	550	22"	114	750	692	641	-	20-1 1/4"	Ø35	Gear
600	114	780	725	682	-	20-M27	Ø30	Gear	600	24"	114	813	750	691	-	20-1 1/4"	Ø35	Gear

PN10 Threaded hole and Tapping hole



DN	D1	N	PN10		T	Thread Hole	Tapping Hole
			M				
80	160	8	M16		13	4	4
100	180	8	M16		13	4	4
125	210	8	M16		16	4	4
150	240	8	M16		16	4	4
200	295	8	M20		20	4	4
225	310	12	M20		20	8	4
250	350	12	M20		20	8	4
300	400	12	M20		20	8	4
350	460	16	M20		20	12	4
400	515	16	M24		24	12	4
450	565	20	M24		24	16	4
500	620	20	M24		24	16	4
550	680	20	M27		24	16	4
600	725	20	M27		27	16	4

150LB Threaded hole and Tapping hole



DN	D1	N	ANSI 150LB			Thread Hole	Tapping Hole
			M	T			
4"	191	4	M5/8-11	12	4	4	
5"	216	8	M3/4-10	12	4	4	
6"	242	8	M3/4-10	14	4	4	
8"	299	8	M3/4-10	16	4	4	
10"	362	12	M7/8-9	16	8	4	
12"	432	12	M7/8-9	16	8	4	
14"	476	12	M1-8	18	8	4	
16"	540	16	M1-8	20	12	4	
18"	578	16	M1 1/8-7	20	12	4	
20"	635	20	M1 1/8-7	24	16	4	
22"	692	20	M1 1/4-7	24	16	4	
24"	750	20	M1 1/4-7	27	16	4	