



LUOKAI
WE MAKE FLOW BETTER

Products Introduction

Butterfly Valve

D-41Xb Butterfly valve
(Long Body)

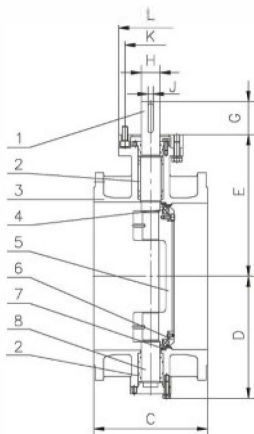




Double flanged type

Face to face length acc.to ISO 5752 series 14(DIN3202 F4)

Flange dimensions and drilling acc. to ISO7005-2(EN 1092-2, DIN2501)



Component List

Sr.no	Parts name	Material
1	Upper shaft	SS420
2	Shaft bearing	Al-bronze
3	Body	Ductile iron
4	Seat ring	EPDM/NBR/ITON
5	Disc	Ductile iron
6	Retainer ring	SS304
7	Body seal ring	SS304
8	Lower shaft	SS420

(Other materials are available on request)

Size: DN100-DN4000

Pressure: PN6-PN40

Coating: fusion bonded epoxy coating min.thickness ≥ 250micron

Suitable medium: water and low-corrosive liquid etc.

Suitable temperature: -10-120°C

Dimensions/PN10

DN	C	D	E	G	H	J	K	unit:mm			
								bolt hole dia.	top works holes nos	ISO5211	
150	210	170	200	40	22	6	70	90	9	4	F07
200	230	197	233	45	30	8	102	125	12	4	F10
250	250	223	261	60	30	8	102	125	12	4	F10
300	270	251	295	70	40	12	125	150	14	4	F12
350	290	294	330	80	50	12	125	150	14	4	F12
400	310	329	386	90	50	14	140	175	18	4	F14
450	330	365	411	100	50	14	140	175	18	4	F14
500	350	394	445	90	65	18	165	210	22	4	F16
600	390	454	515	120	65	18	165	210	22	4	F16
700	430	537	585	100	85	22	254	300	18	8	F25
800	470	590	641	120	85	22	254	300	18	8	F25
900	510	657	706	125	90	25	254	300	18	8	F25
1000	550	722	771	125	100	28	254	300	18	8	F25
1200	600	845	893	155	120	32	298	350	22	8	F30
1400	710	967	1019	155	120	32	356	415	33	8	F35
1600	790	1113	1111	198	150	36	406	475	39	8	F40
1800	870	1251	1244	333	128	32	406	475	39	12	F48
2000	950	1340	1330	400	170	40	483	560	39	12	F48
2200	1000	1420	1450	400	200	45	483	560	39	12	F48

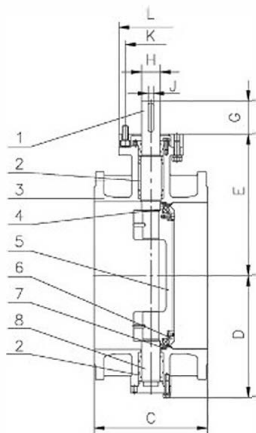
If there is any request for larger sizes, please contact us in detail.



Double flanged type

Face to face length acc.to ISO 5752 series 14(DIN3202 F4)

Flange dimensions and drilling acc. to ISO7005-2(EN 1092-2, DIN2501)



Component List

Sr.no	Parts name	Material
1	Upper shaft	SS420
2	Shaft bearing	Al-bronze
3	Body	Ductile iron
4	Seat ring	EPDM/NBR/VITON
5	Disc	Ductile iron
6	Retainer ring	SS304
7	Body seal ring	SS304
8	Lower shaft	SS420

(Other materials are available on request)

Size: DN100-DN4000

Pressure: PN6-PN40

Coating: fusion bonded epoxy coating min.thickness≥250micron

Suitable medium:water and low-corrosive liquid etc.

Suitable temperature:-10~120°C

Dimensions/PN16

unit:mm

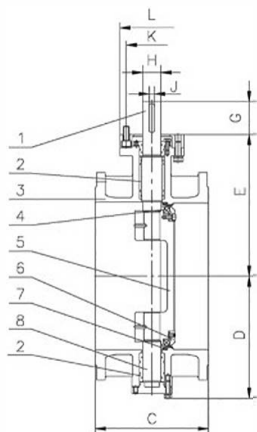
DN	C	D	E	G	H	J	K	L	top works		ISO5211
									bolt	holes	
150	210	167	200	40	22	6	70	90	9	4	F07
200	230	197	233	55	30	8	102	125	12	4	F10
250	250	224	282	60	40	12	125	150	14	4	F12
300	270	267	313	80	40	12	125	150	14	4	F12
350	290	303	357	80	50	14	140	175	18	4	F14
400	310	339	396	110	50	14	140	175	18	4	F14
450	330	378	442	100	65	18	165	210	22	4	F16
500	350	404	468	120	65	18	165	210	22	4	F16
600	390	466	545	120	85	22	254	300	18	8	F25
700	430	537	590	120	85	22	254	300	18	8	F25
800	470	606	655	140	90	25	254	300	18	8	F25
900	510	699	711	150	100	28	298	350	22	8	F30
1000	550	776	791	170	110	28	298	350	22	8	F30
1200	630	874	921	240	128	32	356	415	33	8	F35
1400	710	1034	1038	290	170	40	406	475	39	8	F40
1600	790	1175	1188	400	170	40	483	560	39	12	F48
1800	820	1320	1335	400	170	40	483	560	39	12	F48
2000	950	1460	1475	400	200	45	483	560	39	12	F48
2200	1000	1650	1665	400	200	45	483	560	39	12	F48

If there is any request for larger sizes,please contact us in detail.

Double flanged type

Face to face length acc.to ISO 5752 series 14(DIN3202 F4)

Flange dimensions and drilling acc. to ISO7005-2(EN 1092-2, DIN2501)



Component List

Sr.no	Parts name	Material
1	Upper shaft	SS420
2	Shaft bearing	Al-bronze
3	Body	Ductile iron
4	Seat ring	EPDM/NBR/VITON
5	Disc	Ductile iron
6	Retainer ring	SS304
7	Body seal ring	SS304
8	Lower shaft	SS420

(Other materials are available on request)

Size: DN100-DN4000

Pressure: PN6-PN40

Coating: fusion bonded epoxy coating min.thickness ≥ 250micron

Suitable medium: water and low-corrosive liquid etc.

Suitable temperature: -10-120°C

Dimensions/PN25

unit:mm

DN	C	D	E	G	H	J	K	L	bolt hole dia.	top works holes per	ISO5211
150	210	188	219	50	28	8	102	125	12	4	F10
200	230	221	245	80	40	12	140	175	18	4	F14
250	250	265	280	80	40	12	140	175	18	4	F14
300	270	298	312	110	50	14	165	210	22	4	F16
350	290	318	366	120	55	16	165	210	22	4	F16
400	310	369	375	120	65	18	165	210	22	4	F16
450	330	375	458	120	65	18	165	210	22	4	F16
500	350	421	484	150	85	22	254	300	18	8	F25
600	380	499	555	170	85	22	254	300	18	8	F25
700	430	601	615	230	100	28	298	350	22	8	F30
800	470	668	697	230	100	28	356	415	33	8	F35
900	510	730	750	200	125	32	356	415	33	8	F35
1000	550	819	828	321	140	36	406	475	39	8	F40
1200	630	995	1004	280	170	40	483	560	39	12	F48
1400	710	1150	1124	279	170	40	483	560	39	12	F48

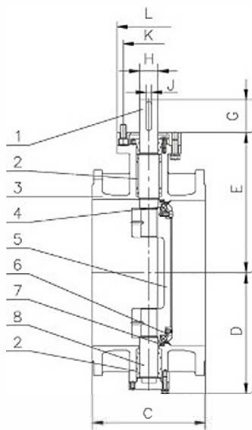
If there is any request for larger sizes, please contact us in detail.



Double flanged type

Face to face length acc.to ISO 5752 series 14(DIN3202 F4)

Flange dimensions and drilling acc. to ISO7005-2(EN 1092-2, DIN2501)



Component List

Sr.no	Parts name	Material
1	Upper shaft	SS420
2	Shaft bearing	Al-bronze
3	Body	Ductile iron
4	Seat ring	EPDM/NBR/VITON
5	Disc	Ductile iron
6	Retainer ring	SS304
7	Body seal ring	SS304
8	Lower shaft	SS420

(Other materials are available on request)

Size: DN100-DN4000

Pressure: PN6-PN40

Coating: fusion bonded epoxy coating min.thickness ≥ 250micron

Suitable medium: water and low-corrosive liquid etc.

Suitable temperature: -10-120 °C

Dimensions/PN40

unit:mm

DN	C	B	B	B	H	J	K	L	top works		
									bolt hole dia.	holes/mo	ISO5211
150	210	188	225	80	40	12	136	180	14	4	F10
200	230	235	260	55	4	12	125	150	14	4	F12
250	250	260	307	70	50	14	140	175	18	4	F14
300	270	285	340	95	50	14	140	175	18	4	F14
350	290	320	382	80	65	18	165	210	22	4	F16
400	310	402	438	140	65	18	210	260	22	4	F25
450	330	390	470	105	65	22	254	300	18	8	F25
500	350	417	496	170	95	25	298	350	22	8	F30
600	390	517	599	155	100	28	298	350	22	8	F30
700	430	561	678	244	128	32	406	475	39	8	F40
800	470	710	780	260	128	32	406	475	39	8	F40
900	510	760	880	280	128	32	406	475	39	8	F40
1000	550	820	920	280	185	45	483	560	39	12	F48
1200	630	1077	1174	303	185	45	483	560	39	12	F48
1400	710	1100	1220	480	200	45	603	686	39	20	F60

If there is any request for larger sizes, please contact us in detail.