

### O普通式/B波纹管式美标系列安全阀

## O Ordinary Type/B Bellows Type American Standard Series Safety Valve

#### 性能

- 整定压力偏差:  $\leq \pm 3\%$
- 超过压力:  $\leq 10\%$
- 启闭压差:  $\leq 15\%$
- 密封性能: 符合API 527标准中的规定

#### Performance

- The allowable tolerance of the set pressure:  $\leq \pm 3\%$  of the set pressure
- Overpressure:  $\leq 10\%$  of the set pressure
- Blowdown:  $\leq 15\%$  of the set pressure
- Tightness: The valves have good seat tightness, conforms to API 527

#### 特点

- 阀座与阀体为可分离式，维修方便、经济。
- 伞形反冲盘能够有效地提高升力，阀瓣在较小超压下就能够迅速地全开启，排放介质，从而达到保护设备的目的。
- 调节圈能够调整满意的启闭压差。
- 对反冲盘和导向套、阀杆和调整螺钉的材料进行合理的选择以及间隙的适当选取，保证阀瓣运动灵活。
- 阀瓣、阀座密封面堆焊硬质合金，表面精研后保证高密封性和使用寿命长。
- 平衡波纹管式安全阀中的波纹管能够消除背压波动对阀门性能的影响，还能保护弹簧和其它内件免受介质的腐蚀。
- 弹簧和波纹管选材及加工工艺讲究，并进行严格的测试和检查。

#### Features

- The solid nozzle screws into the body, its maintenance is easy.
- The shape of the disc holder has been designed to enhance the effect of the fluid thrust for an instant lift of the disc.
- Blowdown control is provided with adjustable nozzle ring only.
- The adequate materials and clearance between disc holder and guide, spindle and adjusting screw assures disc to lift successfully.
- The surface of both the disc and the nozzle seat is deposited with Stellite. Excellent flatness and surface finish of the seating surfaces by precision machining and lapping assure safety valve to have high degree of seat tightness and long using life.
- The bellows of balanced bellows safety valves not only can avoid and effect of variable back pressure in the system, but also can protect spring and other trim components from corrosive media.
- The choice of materials is careful. The manufacture of the spring and the bellows has strict technological process. Each of them is tested and checked strictly.

#### 型号代码 Code Type

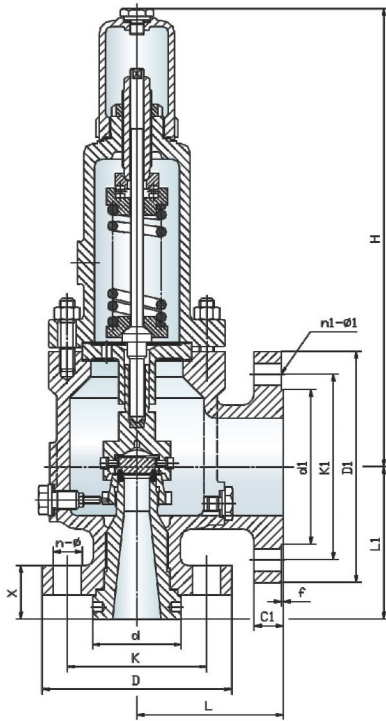
类别 Valve types	进口法兰磅级 Flange Class	阀体材料 Material of Body	阀帽型式 Cap Types
	编号 No.	进口(Lb) Inlet	出口(Lb) Outlet
O: 普通式安全阀 Conventional A42型 Type A48型 Type A44型 Type	0101	150	150
	0301	300	150
	03a01	300	150
	03b01	300	150
	0601	600	150
	0901	900	150
	0903	900	300
	1501	1500	150
	1503	1500	300
	2503	2500	300
B: 平衡波纹管式安全阀 Balanced bellows WA42型 Type			
		C: WCB	B: 带螺塞的螺纹式(A42型) Screwed with Plug (A42 Type) C: 杠杆式(A48型) Lifting Lever (A48 Type) E: 带螺塞的封闭杠杆式 (A44型) E: Packed lifting Lever with Plug (A44 Type)
		C <sub>6</sub> : WC6	
		S: CF8	
		S <sub>M</sub> : CF8M	
		S <sub>L</sub> : CF3M	
		M: Monel	
		M <sub>C</sub> : WCB	
		H: Hast.C	

例: 进口法兰压力级为1500lb, 阀体材料为CF8, 阀帽为带螺塞的螺纹式平衡波纹管式安全阀, 其型号代码为:B-15SB。

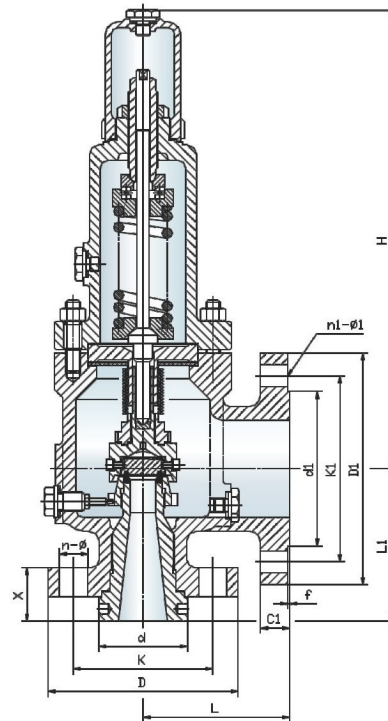
Example: Balanced bellows safety valve, inlet flange 1500 lb, CF8 body, screwed with plug cap, Is named for B-15SB.

# O普通式/B波纹管式美标系列安全阀

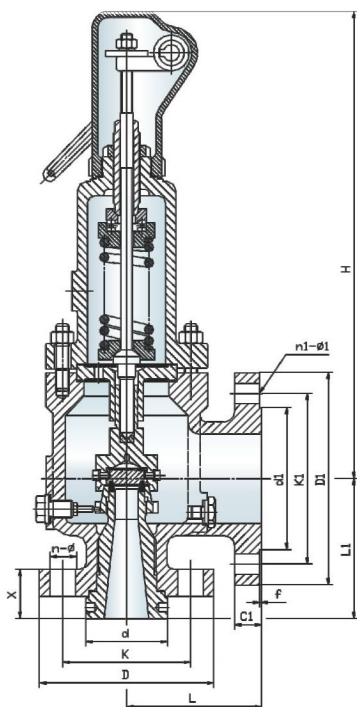
## O ORDINARY TYPE/B BELLOWS TYPE AMERICAN STANDARD SERIES SAFETY VALVE



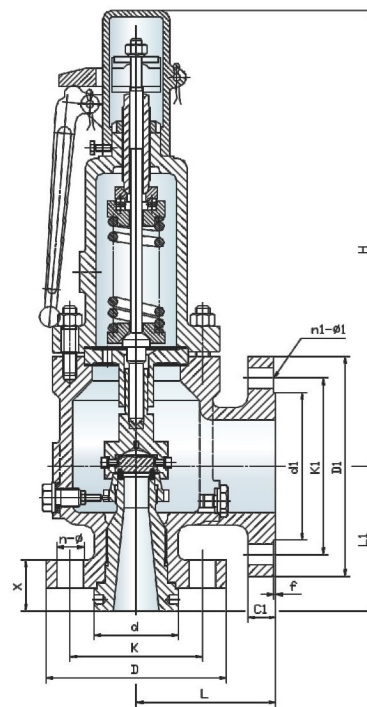
普通式 ( O )  
Coventional Type



平衡波纹管式 ( B )  
Balanced Bellows Type

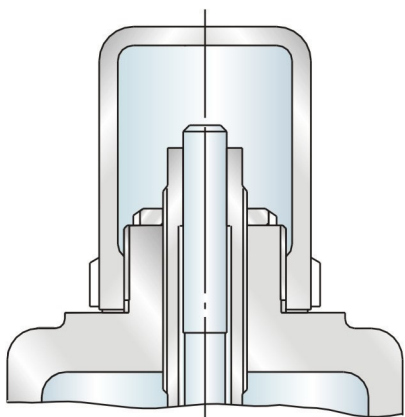


普通式 ( O )  
Coventional Type

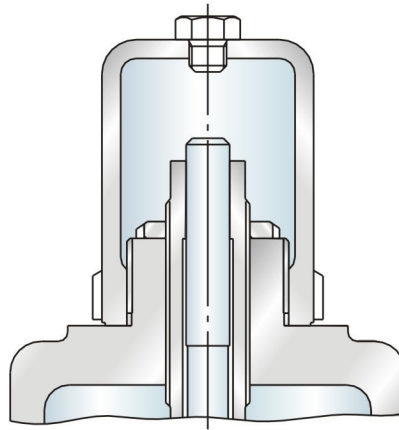


普通式 ( O )  
Coventional Type

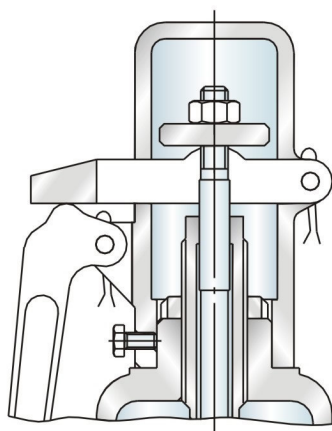
### 阀帽型式 Caps Types



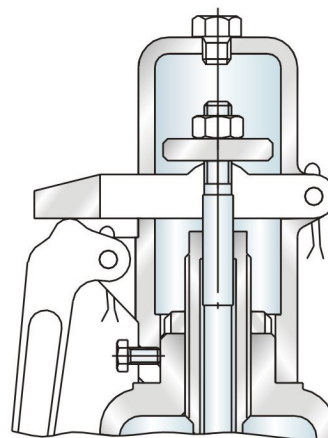
A: 螺纹式  
Screwed Cap



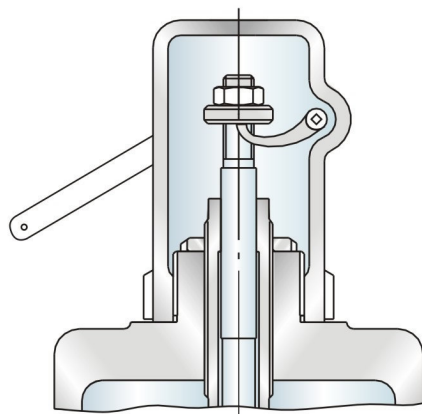
B: 带螺塞的螺纹式  
Screwed Cap With Plug



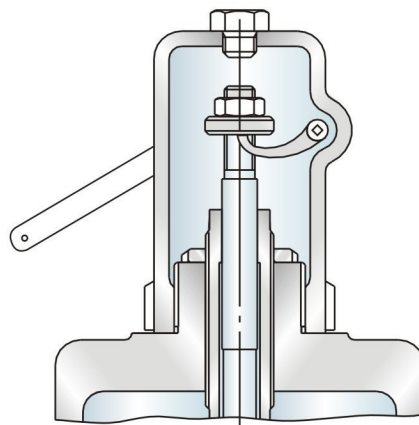
C: 杠杆式  
Lifting Lever



G: 带螺塞的杠杆式  
Lifting Lever with Plug



D: 封闭杠杆式  
Packed Lifting Lever



E: 带螺塞的封闭杠杆式  
Packed Lifting Lever With Plug



## 型号规格、压力级、安装尺寸及重量 Type and Size、Class、External Dimension and Weight

喉径D规格尺寸 External Dimension of D orifice area

型号 Type	规格 Size	法兰磅级 Flange Class			38℃最高背压 Back Press. Limit 38℃ (MPa)		外形尺寸 (mm) External Dimension						重量 Weight (Kg)
	D=φ10 71mm <sup>2</sup>	编号 No.	进口(Lb) Inlet	出口(Lb) Outlet	O	B	L	L1	X	H			
										B A42	C A48	E A44	
O (A42、A48、 A44型)	1 D 2	0101	150	150	1.96	1.58	114.5	105.0	39	340	375	395	17
	1 D 2	0301	300	150	1.96	1.58	114.5	105.0	39	340	375	395	18
	1 D 2	03a01	300	150	1.96	1.58	114.5	105.0	39	340	375	395	18
	1 D 2	0601	600	150	1.96	1.58	114.5	105.0	39	340	375	395	19
B (WA42型)	1½ D 2	0903	900	300	4.13	3.45	139.5	105.0	51	415	425	445	32
	1½ D 2	1503	1500	300	4.13	3.45	139.5	105.0	51	415	425	445	34
	1½ D 3	2503	2500	300	5.10	3.45	178.0	139.5	64	475	495	500	36

喉径E规格尺寸 External Dimension of E orifice area

型号 Type	规格 Size	法兰磅级 Flange Class			38℃最高背压 Back Press. Limit 38℃ (MPa)		外形尺寸 (mm) External Dimension						重量 Weight (Kg)
	E=φ13 126mm <sup>2</sup>	编号 No.	进口(Lb) Inlet	出口(Lb) Outlet	O	B	L	L1	X	H			
										B A42	C A48	E A44	
O (A42、A48、 A44型)	1 E 2	0101	150	150	1.96	1.58	114.5	105.0	39	340	375	395	17
	1 E 2	0301	300	150	1.96	1.58	114.5	105.0	39	340	375	395	18
	1 E 2	03a01	300	150	1.96	1.58	114.5	105.0	39	340	375	395	18
	1 E 2	0601	600	150	1.96	1.58	114.5	105.0	39	340	375	395	19
B (WA42型)	1½ E 2	0903	900	300	4.13	3.45	139.5	105.0	51	415	425	445	32
	1½ E 2	1503	1500	300	4.13	3.45	139.5	105.0	51	415	425	445	34
	1½ E 3	2503	2500	300	5.10	3.45	178.0	139.5	64	475	495	500	36



Coventional  
Safety  
Valve  
in  
Textile  
Factory



Bellows  
Safety  
Valve  
in  
Institute  
of  
Physics

喉径F规格尺寸 External Dimension of F orifice area

型号 Type	规格 Size	法兰等级 Flange Class			38℃最高背压 Back Press. Limit 38℃ (MPa)		外形尺寸 (mm) External Dimension						重量 Weight (Kg)
	F=φ16 198mm <sup>2</sup>						H						
	编号 No.	进口(Lb) Inlet	出口(Lb) Outlet	O	B	L	L1	X	B A42	C A48	E A44		
O (A42、A48、 A44型)	1½ F 2	0101	150	150	1.96	1.58	120.5	124.0	44	340	375	395	20
	1½ F 2	0301	300	150	1.96	1.58	120.5	124.0	44	340	375	395	23
	1½ F 2	03a01	300	150	1.96	1.58	152.5	124.0	44	400	430	440	29
	1½ F 2	0601	600	150	1.96	1.58	152.5	124.0	44	400	430	440	29
	1½ F 3	0903	900	300	5.10	3.45	165.0	124.0	51	475	495	500	35
	1½ F 3	1503	1500	300	5.10	3.45	165.0	124.0	51	475	495	500	37
	1½ F 3	2503	2500	300	5.10	3.45	178.0	139.5	64	475	495	500	42
	1½ F 2½	0903 <sup>*</sup>	900	300	5.10	3.45	152.5	124.0	51	450	470	480	35
B (WA42型)	1½ F 2½	1503 <sup>*</sup>	1500	300	5.10	3.45	152.5	124.0	51	450	470	480	37

喉径G规格尺寸 External Dimension of G orifice area

型号 Type	规格 Size	法兰等级 Flange Class			38℃最高背压 Back Press. Limit 38℃ (MPa)		外形尺寸 (mm) External Dimension						重量 Weight (Kg)
	G=φ20 324mm <sup>2</sup>						H						
	编号 No.	进口(Lb) Inlet	出口(Lb) Outlet	O	B	L	L1	X	B A42	C A48	E A44		
O (A42、A48、 A44型)	1½ G 3	0101	150	150	1.96	1.58	120.5	124.0	44	377	394	415	24
	1½ G 3	0301	300	150	1.96	1.58	120.5	124.0	44	377	394	415	26
	1½ G 3	03a01	300	150	1.96	1.58	152.5	124.0	44	416	445	455	34
	1½ G 3	0601	600	150	1.96	1.58	152.5	124.0	44	416	445	455	34
	1½ G 3	0903	900	300	5.10	3.24	165.0	124.0	51	475	495	500	38
	2 G 3	1503	1500	300	5.10	3.24	171.5	155.5	70	475	495	500	42
	2 G 3	2503	2500	300	5.10	3.24	171.5	155.5	70	475	495	500	46
	B (WA42型)	1½ G 2½	0101	150	150	1.96	1.58	120.5	124.0	44	385	420	430
1½ G 2½		0301	300	150	1.96	1.58	120.5	124.0	44	385	420	430	26
1½ G 2½		03a01	300	150	1.96	1.58	152.5	124.0	44	375	416	420	34
1½ G 2½		0601	600	150	1.96	1.58	152.5	124.0	44	375	416	420	34
1½ G 2½		0903	900	300	5.10	3.24	152.5	124.0	51	450	470	480	38

# O普通式/B波纹管式美标系列安全阀



## O ORDINARY TYPE/B BELLOWS TYPE AMERICAN STANDARD SERIES SAFETY VALVE

### 喉径H规格尺寸 External Dimension of H orifice area

型号 Type	规格 Size	法兰等级 Flange Class			38℃最高背压 Back Press. Limit 38℃ (MPa)		外形尺寸 (mm) External Dimension						重量 Weight (Kg)
	H=φ26 506mm <sup>2</sup>	编号 No.	进口(Lb) Inlet	出口(Lb) Outlet	O	B	L	L1	X	H			
										B A42	C A48	E A44	
O (A42、A48、 A44型)	1 1/2 H 3	0101	150	150	1.96	1.58	124.0	130.0	43	377	394	415	26
	1 1/2 H 3	0301	300	150	1.96	1.58	124.0	130.0	43	377	394	415	28
	2 H 3	03a01	300	150	1.96	1.58	124.0	130.0	46	377	394	415	31
B (WA42型)	2 H 3	0601	600	150	1.96	1.58	162.0	154.0	46	420	450	460	38
	2 H 3	0901	900	150	1.96	1.58	162.0	154.0	59	446	465	475	45
	2 H 3	1503	1500	300	5.10	2.86	162.0	154.0	59	446	465	475	50

### 喉径J规格尺寸 External Dimension of J orifice area

型号 Type	规格 Size	法兰等级 Flange Class			38℃最高背压 Back Press. Limit 38℃ (MPa)		外形尺寸 (mm) External Dimension						重量 Weight (Kg)
	J=φ33 830mm <sup>2</sup>	编号 No.	进口(Lb) Inlet	出口(Lb) Outlet	O	B	L	L1	X	H			
										B A42	C A48	E A44	
O (A42、A48、 A44型)	2 J 3	0101	150	150	1.96	1.58	124.0	136.5	43	417	445	450	33
	2 J 3	0301	300	150	1.96	1.58	124.0	136.5	43	417	445	450	35
	3 J 4	03a01	300	150	1.96	1.58	181.0	184.0	55	479	512	520	60
B (WA42型)	3 J 4	0601	600	150	1.96	1.58	181.0	184.0	57	479	512	520	62
	3 J 4	0901	900	150	1.96	1.58	181.0	184.0	68	602	655	660	75
	3 J 4	1503	1500	300	4.13	1.58	181.0	184.0	68	602	655	660	78
	2 1/2 J 4	03a01	300	150	1.96	1.58	143.0	136.5	52	430	457	465	40
	2 1/2 J 4	0601	600	150	1.96	1.58	171.5	155.5	54	535	555	565	55

### 喉径K规格尺寸 External Dimension of K orifice area

型号 Type	规格 Size	法兰等级 Flange Class			38℃最高背压 Back Press. Limit 38℃ (MPa)		外形尺寸 (mm) External Dimension						重量 Weight (Kg)
	K=φ40 1186mm <sup>2</sup>	编号 No.	进口(Lb) Inlet	出口(Lb) Outlet	O	B	L	L1	X	H			
										B A42	C A48	E A44	
O (A42、A48、 A44型)	3 K 4	0101	150	150	1.96	1.03	162.0	155.5	54	479	515	520	60
	3 K 4	0301	300	150	1.96	1.03	162.0	155.5	54	479	515	520	62
	3 K 4	03a01	300	150	1.96	1.03	162.0	155.5	54	479	515	520	62
B (WA42型)	3 K 4	0601	600	150	1.96	1.38	181.0	184.0	54	560	560	565	70
	3 K 6	0901	900	150	1.96	1.38	216.0	198.5	68	720	775	750	110
	3 K 6	1503	1500	300	4.13	1.38	216.0	197.0	68	720	775	750	114



喉径L规格尺寸 External Dimension of L orifice area

型号 Type	规格 Size	法兰磅级 Flange Class			38℃最高背压 Back Press. Limit 38℃ (MPa)		外形尺寸 (mm) External Dimension						重量 Weight (Kg)
	L=φ50 1841mm <sup>2</sup>	编号 No.	进口(Lb) Inlet	出口(Lb) Outlet	O	B	L	L1	X	H			
										B A42	C A48	E A44	
O (A42、A48、 A44型)	3 L 4	0101	150	150	1.96	0.69	165.0	155.5	51	479	515	520	63
	3 L 4	0301	300	150	1.96	0.69	165.0	155.5	51	479	515	520	65
	4 L 6	03a01	300	150	1.96	1.17	181.0	179.5	54	630	640	650	105
B (WA42型)	4 L 6	0601	600	150	1.96	1.17	203.0	179.5	60	630	640	650	115
	4 L 6	0901	900	150	1.96	1.17	222.0	197.0	75	740	750	760	240
	4 L 6	1501	1500	150	1.96	1.17	222.0	197.0	75	740	750	760	245

喉径M规格尺寸 External Dimension of M orifice area

型号 Type	规格 Size	法兰磅级 Flange Class			38℃最高背压 Back Press. Limit 38℃ (MPa)		外形尺寸 (mm) External Dimension						重量 Weight (Kg)
	M=φ55 2323mm <sup>2</sup>	编号 No.	进口(Lb) Inlet	出口(Lb) Outlet	O	B	L	L1	X	H			
										B A42	C A48	E A44	
O (A42、A48、 A44型)	4 M 6	0101	150	150	1.96	0.55	184.0	178.0	54	630	640	650	112
	4 M 6	0301	300	150	1.96	0.55	184.0	178.0	54	630	640	650	115
	4 M 6	03a01	300	150	1.96	1.10	184.0	178.0	54	630	640	650	115
B (WA42型)	4 M 6	0601	600	150	1.96	1.10	203.0	178.0	62	630	640	650	130
	4 M 6	0901	900	150	1.96	1.10	222.0	197.0	65	740	750	760	240

喉径N规格尺寸 External Dimension of N orifice area

型号 Type	规格 Size	法兰磅级 Flange Class			38℃最高背压 Back Press. Limit 38℃ (MPa)		外形尺寸 (mm) External Dimension						重量 Weight (Kg)
	N=φ60 2800mm <sup>2</sup>	编号 No.	进口(Lb) Inlet	出口(Lb) Outlet	O	B	L	L1	X	H			
										B A42	C A48	E A44	
O (A42、A48、 A44型)	4 N 6	0101	150	150	1.96	0.55	209.5	197.0	54	630	640	650	115
	4 N 6	0301	300	150	1.96	0.55	209.5	197.0	54	630	640	650	120
	4 N 6	03a01	300	150	1.96	1.10	209.5	197.0	54	630	640	650	120
B (WA42型)	4 N 6	0601	600	150	1.96	1.10	222.0	197.0	60	740	750	760	130
	4 N 6	0901	900	150	1.96	1.10	222.0	197.0	60	740	750	760	215

# O普通式/B波纹管式美标系列安全阀



O ORDINARY TYPE/B BELLOWS TYPE AMERICAN STANDARD SERIES SAFETY VALVE

## 喉径P规格尺寸 External Dimension of P orifice area

型号 Type	规格 Size	法兰等级 Flange Class			38℃最高背压 Back Press. Limit 38℃ (MPa)		外形尺寸 (mm) External Dimension						重量 Weight (Kg)
	P=φ72 4116mm <sup>2</sup>	编号 No.	进口(Lb) Inlet	出口(Lb) Outlet	O	B	L	L1	X	H			
										B A42	C A48	E A44	
O (A42、A48、 A44型)	4 P 6	0101	150	150	1.96	0.55	228.5	181.0	54	630	640	650	117
	4 P 6	0301	300	150	1.96	0.55	228.5	181.0	54	630	640	650	124
	4 P 6	03a01	300	150	1.96	1.03	254.0	225.5	54	700	710	720	124
B (WA42型)	4 P 6	0601	600	150	1.96	1.03	254.0	225.5	65	740	750	760	210
	4 P 6	0901	900	150	1.96	1.03	254.0	225.5	65	740	750	760	250

## 喉径Q规格尺寸 External Dimension of Q orifice area

型号 Type	规格 Size	法兰等级 Flange Class			38℃最高背压 Back Press. Limit 38℃ (MPa)		外形尺寸 (mm) External Dimension						重量 Weight (Kg)
	Q=φ96 7129mm <sup>2</sup>	编号 No.	进口(Lb) Inlet	出口(Lb) Outlet	O	B	L	L1	X	H			
										B A42	C A48	E A44	
O (A42、A48、 A44型)	6 Q 8	0101	150	150	0.79	0.48	241.5	239.5	59	685	700	700	151
	6 Q 8	0301	300	150	0.79	0.48	241.5	239.5	59	765	810	810	208
	6 Q 8	03a01	300	150	0.79	0.79	241.5	239.5	59	765	810	810	215
B (WA42型)	6 Q 8	0601	600	150	0.79	0.79	241.5	239.5	75	835	920	920	255

## 喉径R规格尺寸 External Dimension of R orifice area

型号 Type	规格 Size	法兰等级 Flange Class			38℃最高背压 Back Press. Limit 38℃ (MPa)		外形尺寸 (mm) External Dimension						重量 Weight (Kg)
	R=φ115 10323mm <sup>2</sup>	编号 No.	进口(Lb) Inlet	出口(Lb) Outlet	O	B	L	L1	X	H			
										B A42	C A48	E A44	
O (A42、A48、 A44型)	6 R 8	0101	150	150	0.41	0.41	241.5	239.5	59	685	700	700	160
	6 R 8	0301	300	150	0.41	0.41	241.5	239.5	59	765	810	810	230
	6 R 10	03a01	300	150	0.68	0.68	266.5	239.5	59	890	940	960	280
B (WA42型)	6 R 10	0601	600	150	0.68	0.68	266.5	239.5	70	890	940	960	290

## 喉径T规格尺寸 External Dimension of T orifice area

型号 Type	规格 Size	法兰等级 Flange Class			38℃最高背压 Back Press. Limit 38℃ (MPa)		安装尺寸 (mm)						重量 Weight (Kg)
	T=φ146 16774mm <sup>2</sup>	编号 No.	进口(Lb) Inlet	出口(Lb) Outlet	O	B	L	L1	X	H			
										B A42	C A48	E A44	
O (A42、A48、 A44型)	8 T 10	0101	150	150	0.20	0.20	279.5	276.0	65	890	940	960	400
	8 T 10	0301	300	150	0.20	0.20	279.5	276.0	65	890	940	960	410
	8 T 10	03a01	300	150	0.41	0.41	279.5	276.0	65	890	940	960	410
B (WA42型)	8 T 10	03b01	300	150	0.68	0.68	279.5	276.0	65	890	940	960	410