


**JIS CAST STEEL GATE VALVE**



**FEATURES & SPECIFICATIONS**

PN: JIS 10K / 20K

Size: 1-1/2"~20" (40A~500A)

Full bore design

OS&Y, outside screw and yoke

Rising stem and non-rising hand wheel

BB, bolted bonnet

Flexible wedge (1-1/2"~2" solid), fully guided

Choice of solid or split wedge

Renewable seat rings

Forged T-head stem

By pass on request

Available with gear operator

Design: JIS B2073 / B2083

Face to face: JIS B2002

End flange: JIS B2212 / B2214

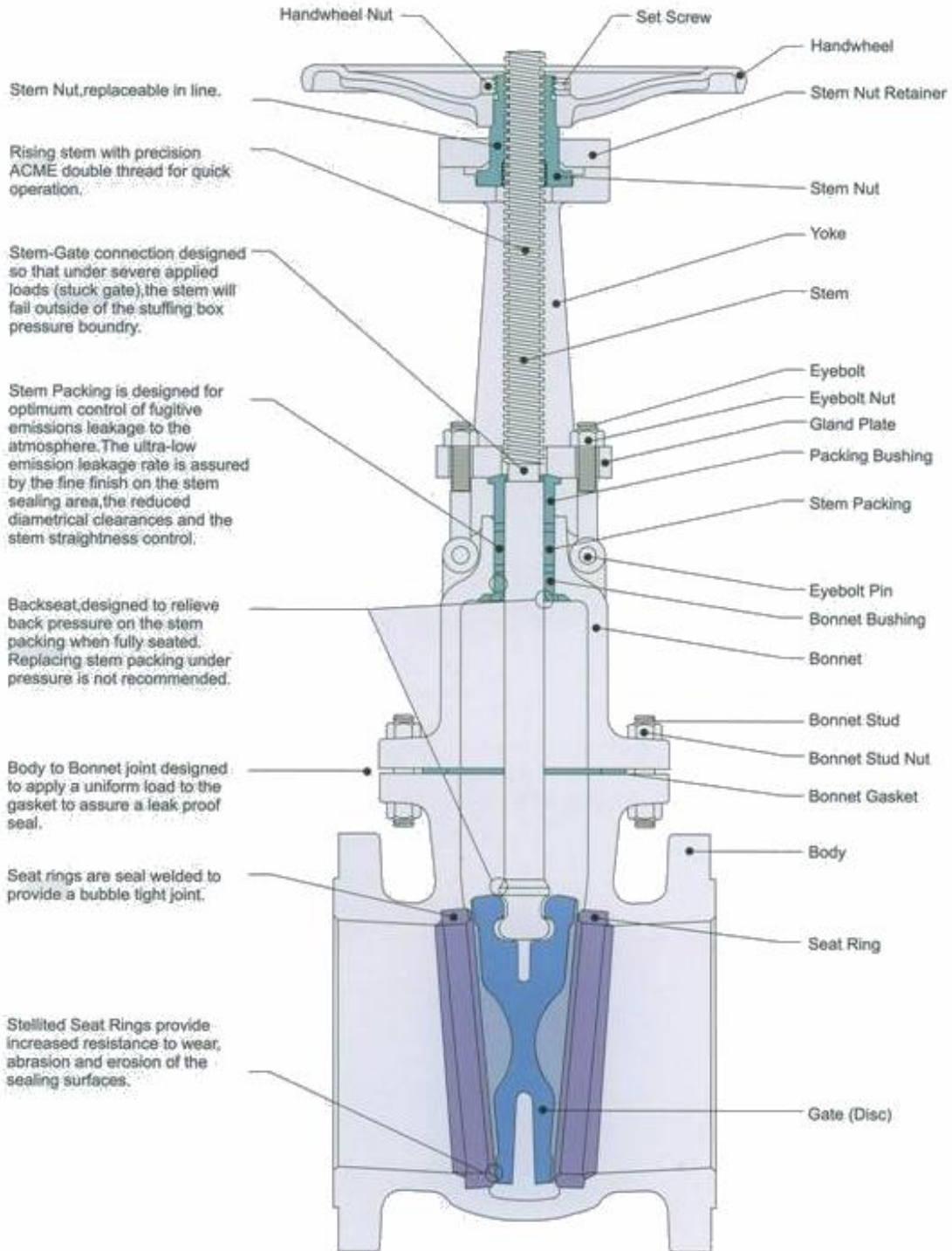
Inspection & testing: JIS B2003

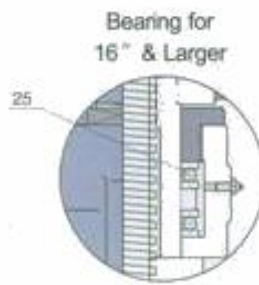
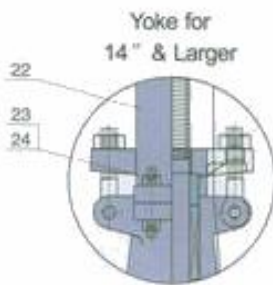
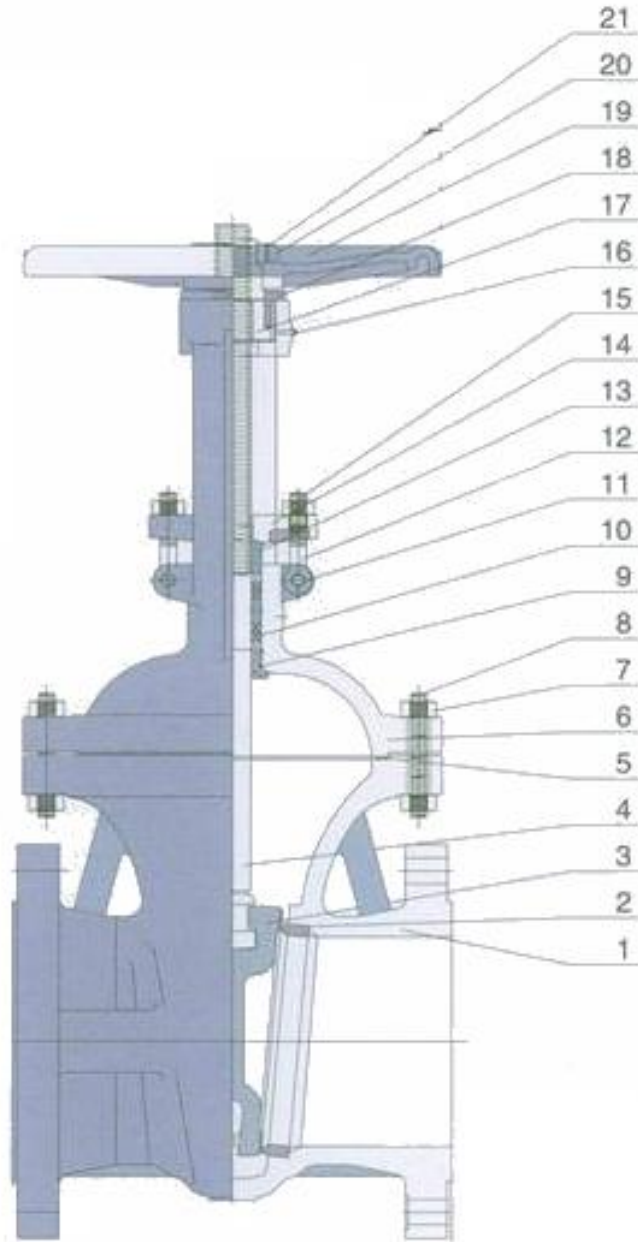
Applicable medium: water, oil, gas

Applicable temperature: -29°C~+425°C

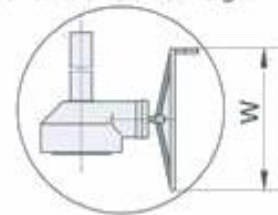


**Cast Steel Gate Valves with fixed handwheel and rising stem (outside screw and yoke) (OS&Y)**





Gear Optional for 24" & Smaller  
Standard for 28" & Larger

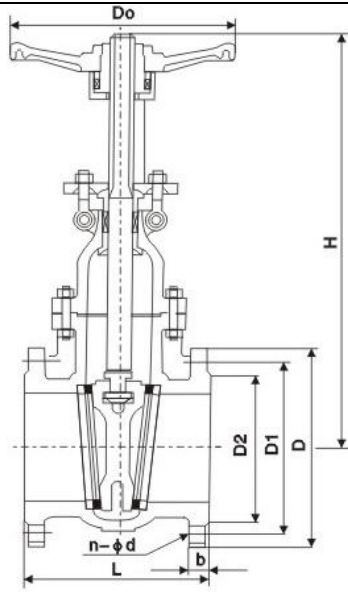


**WRAS**

**MAIN PARTS AND MATERIALS**

| ITEM | PARTS              | MATERIALS                                   |
|------|--------------------|---------------------------------------------|
| 1    | Body               | ASTM A216 GR.WCB                            |
| 2    | Seat Ring          | ASTM A105 + Stellite Faced                  |
| 3    | Disc               | ASTM A216 GR.WCB+13Cr Faced                 |
| 4    | Stem               | ASTM A182 GR.F6                             |
| 5    | Gasket             | Soft Iron + Graphite                        |
| 6    | Bonnet             | ASTM A216 GR.WCB                            |
| 7    | Bonnet Bolt Nuts   | ASTM A194 GR.2H                             |
| 8    | Bonnet Bolts       | ASTM A193 GR.B7                             |
| 9    | Backseat Bushing   | ASTM A276 Type 410                          |
| 10   | Stem Packing       | Braided Graphite & Die Formed Graphite Ring |
| 11   | Eye Bolt Pins      | Die formed Graphite Ring Carbon Steel       |
| 12   | Gland Eye Bolts    | ASTM A307 GR.B                              |
| 13   | Gland              | ASTM A276 Type 410                          |
| 14   | Gland Flange       | ASTM A216 GR.WCB                            |
| 15   | Eye Bolt Nuts      | ASTM A194 GR.2H                             |
| 16   | Grease Nipple      | Carbon Steel                                |
| 17   | Stem Nut           | ASTM A439 GR.D-2                            |
| 18   | Retaining Nut      | Carbon Steel                                |
| 19   | Hand wheel         | Ductile Iron                                |
| 20   | Hand wheel Nut     | Carbon Steel                                |
| 21   | Screw              | Carbon Steel                                |
| 22   | Yoke               | ASTM A216 GR.WCB                            |
| 23   | Yoke Pan Bolt Nuts | ASTM A194 GR.2H                             |
| 24   | Yoke Pan Bolts     | ASTM A193 GR.B7                             |
| 25   | Bearing            | Steel                                       |





**DIMENSIONS & WEIGHTS**

**JIS10K**

| Size   |     | L     |     | H     |      | Do    |     | D     |     | D1    |     | D2    |     |
|--------|-----|-------|-----|-------|------|-------|-----|-------|-----|-------|-----|-------|-----|
| in     | mm  | in    | mm  | in    | mm   | in    | mm  | in    | mm  | in    | mm  | in    | mm  |
| 1-1/2" | 40  | 6.50  | 165 | 10.00 | 250  | 6.30  | 160 | 5.50  | 140 | 4.15  | 105 | 3.20  | 81  |
| 2"     | 50  | 7.00  | 178 | 16.00 | 409  | 7.00  | 180 | 6.00  | 155 | 4.70  | 120 | 3.78  | 96  |
| 2.5"   | 65  | 7.50  | 190 | 21.00 | 535  | 8.00  | 200 | 7.00  | 175 | 5.50  | 140 | 4.60  | 116 |
| 3"     | 80  | 8.00  | 203 | 22.50 | 570  | 8.00  | 200 | 7.28  | 185 | 6.00  | 150 | 5.00  | 126 |
| 4"     | 100 | 9.00  | 229 | 23.00 | 590  | 9.00  | 220 | 8.27  | 210 | 7.00  | 175 | 6.00  | 151 |
| 5"     | 125 | 10.00 | 254 | 24.00 | 610  | 11.00 | 280 | 10.00 | 250 | 8.30  | 210 | 7.20  | 182 |
| 6"     | 150 | 10.50 | 267 | 25.00 | 630  | 12.00 | 300 | 11.00 | 280 | 9.45  | 240 | 8.35  | 212 |
| 8"     | 200 | 11.50 | 292 | 38.00 | 960  | 12.50 | 320 | 13.00 | 330 | 11.40 | 290 | 10.30 | 262 |
| 10"    | 250 | 13.00 | 330 | 45.50 | 1158 | 14.00 | 350 | 16.00 | 400 | 14.00 | 355 | 12.80 | 324 |
| 12"    | 300 | 14.00 | 356 | 54.00 | 1378 | 18.00 | 450 | 17.50 | 445 | 16.00 | 400 | 14.50 | 368 |
| 14"    | 350 | 15.00 | 381 | 61.00 | 1543 | 20.00 | 500 | 19.30 | 490 | 17.50 | 445 | 16.30 | 413 |
| 16"    | 400 | 16.00 | 406 | 68.50 | 1738 | 24.00 | 600 | 22.00 | 560 | 20.00 | 510 | 18.70 | 475 |
| 18"    | 450 | 17.00 | 432 | 77.00 | 1959 | 24.00 | 600 | 24.41 | 620 | 22.25 | 565 | 21.00 | 530 |
| 20"    | 500 | 18.00 | 457 | 87.00 | 2214 | 27.00 | 680 | 26.60 | 675 | 24.50 | 620 | 23.00 | 585 |



**DIMENSIONS & WEIGHTS**
**JIS20K**

| Size   |     | L     |     | H     |      | Do    |     | D     |     | D1    |     | D2    |     |
|--------|-----|-------|-----|-------|------|-------|-----|-------|-----|-------|-----|-------|-----|
| in     | mm  | in    | mm  | in    | mm   | in    | mm  | in    | mm  | in    | mm  | in    | mm  |
| 1-1/2" | 40  | 6.50  | 165 | 10.00 | 250  | 6.30  | 160 | 5.50  | 140 | 4.15  | 105 | 3.20  | 81  |
| 2"     | 50  | 7.00  | 216 | 19.00 | 480  | 8.00  | 200 | 6.00  | 155 | 4.70  | 120 | 3.78  | 96  |
| 2.5"   | 65  | 9.60  | 241 | 20.10 | 510  | 10.00 | 250 | 7.00  | 175 | 5.50  | 140 | 4.60  | 116 |
| 3"     | 80  | 11.45 | 283 | 22.84 | 580  | 11.00 | 280 | 7.28  | 200 | 6.00  | 160 | 5.00  | 132 |
| 4"     | 100 | 12.20 | 305 | 27.56 | 700  | 14.00 | 350 | 8.86  | 225 | 7.28  | 185 | 6.00  | 160 |
| 6"     | 150 | 15.87 | 403 | 37.00 | 940  | 16.00 | 400 | 12.00 | 305 | 10.24 | 260 | 9.06  | 230 |
| 8"     | 200 | 16.50 | 419 | 46.85 | 1190 | 18.00 | 450 | 14.00 | 350 | 12.00 | 305 | 10.83 | 275 |
| 10"    | 250 | 18.00 | 457 | 54.75 | 1390 | 20.00 | 500 | 17.00 | 430 | 15.00 | 380 | 13.58 | 345 |
| 12"    | 300 | 20.00 | 502 | 64.00 | 1600 | 20.00 | 500 | 19.00 | 480 | 17.00 | 430 | 15.55 | 395 |
| 14"    | 350 | 30.00 | 762 | 70.00 | 1750 | 24.00 | 600 | 21.26 | 540 | 19.00 | 480 | 17.32 | 440 |
| 16"    | 400 | 33.00 | 838 | 76.00 | 1900 | 24.00 | 600 | 23.82 | 605 | 21.26 | 540 | 19.50 | 495 |
| 18"    | 450 | 36.00 | 914 | 91.34 | 2320 | 26.00 | 650 | 26.60 | 675 | 23.82 | 605 | 22.00 | 560 |

**Notes:**

As we are constant endeavoring to improve the performance of our equipment.

The company reserves the right to make alteration from time to time and equipment differ from that detailed in this brochure.

